

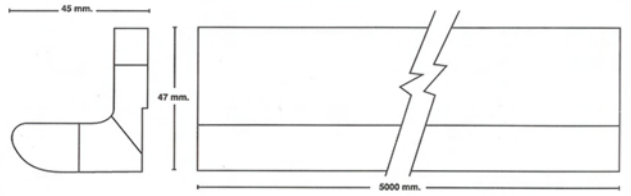


PROFILE

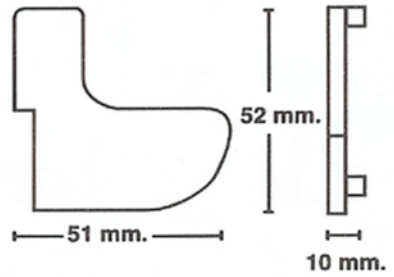





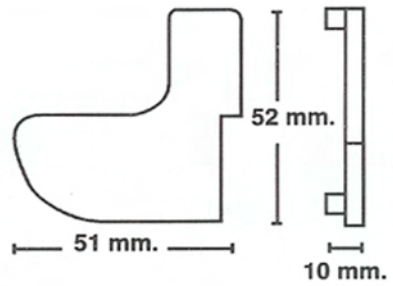
ART. PC-01
CORNICE PROFILE




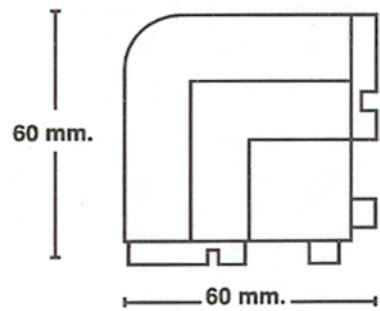
ART. PC-A1
LEFT END CAP



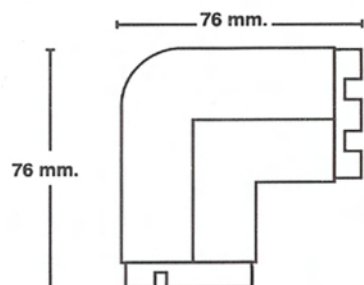
ART. PC-A2
RIGHT END CAP



ART. PC-A3
INNER CORNER

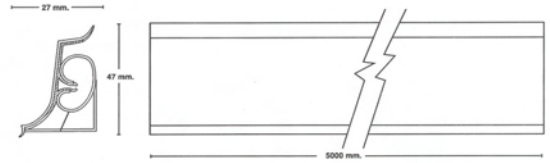


ART. PC-A4
OUTTER CORNER

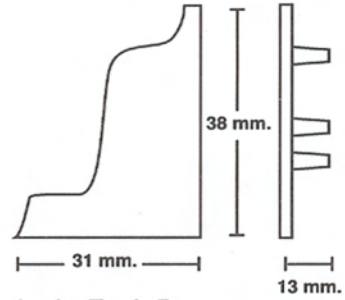





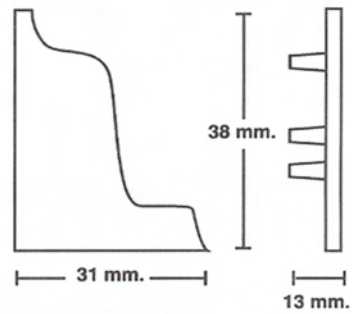
ART. PW-01
WALL SEAL PROFILE



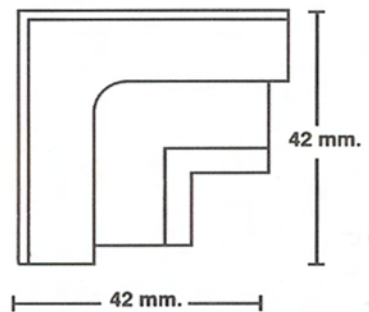
ART. PW-A1
LEFT END CAP



ART. PW-A2
RIGHT END CAP



ART. PW-A3
INNER CORNER



ART. PW-A4
OUTTER CORNER

